

SIMONSWERK

METAL CONSTRUCTIONS

KO 8 260x16x5

weld-on hinge for steel doors and heavy weight steel doors

hinge

Technical details

knuckle length	260,0 mm
h x b frame leaf	100,0 x 50,0 mm
knuckle diameter	26,0 mm
material thickness	5,0 mm
h x b door leaf	80,0 x 50,0 mm
pin diameter	16,0 mm

Note

Version with loose, galvanised pin, grooved and galvanised buttons to drive in for press fit.

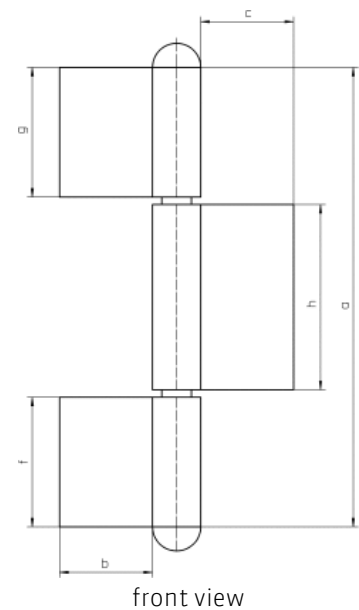

Washers need to be ordered separately.

Combination

accessories	steel washer 16 mm
	brass washer 16 mm
	ball bearing 16 mm

Items (DIN reference: DIN right and left hand)

Finish(es)	steel self colour
packing unit	pack of 6
item number	5 140661 0 00205
Finish(es)	galvanised
packing unit	pack of 6
item number	5 140661 0 01005



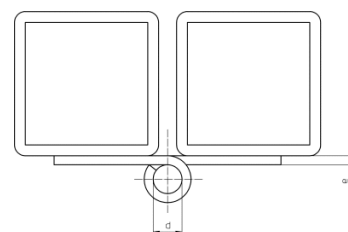
SIMONSWERK

METAL CONSTRUCTIONS

KO 8 260x16x5

weld-on hinge for steel doors and heavy weight steel doors

hinge



cross section

While every due care has been taken, we cannot be held responsible for errors, omissions or defects.
We kindly ask for your understanding.