

# SIMONSWERK

## METAL CONSTRUCTIONS

### KO 8 260x20x6

weld-on hinge for steel doors and heavy weight steel doors

#### hinge

#### Technical details

knuckle length	260,0 mm
h x b frame leaf	100,0 x 50,0 mm
knuckle diameter	32,0 mm
material thickness	6,0 mm
h x b door leaf	80,0 x 50,0 mm
pin diameter	20,0 mm

#### Note

Version with loose, galvanised pin, grooved and galvanised buttons to drive in for press fit.

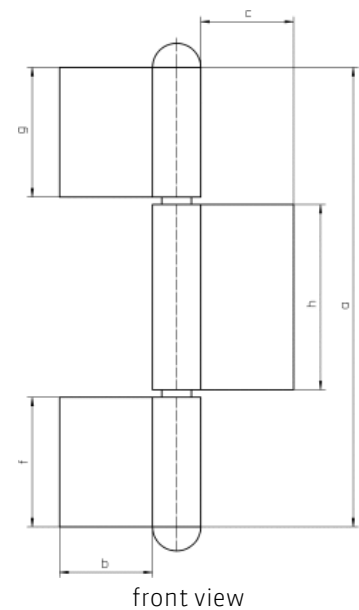

Washers need to be ordered separately.

#### Combination

accessories	ball bearing 20 mm
-------------	--------------------

**Items** (DIN reference: DIN right and left hand)

<b>Finish(es)</b>	steel self colour
<b>packing unit</b>	pack of 6
<b>item number</b>	5 140666 0 00205



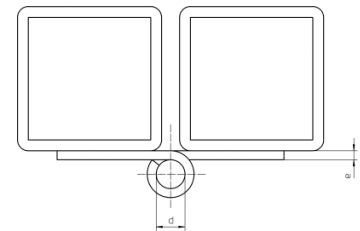
# SIMONSWERK

## METAL CONSTRUCTIONS

### KO 8 260x20x6

weld-on hinge for steel doors and heavy weight steel doors

hinge



cross section