

SIMONSWERK

METAL CONSTRUCTIONS

KO 8 ER 180x12x3

weld-on hinge made of stainless steel for steel doors and heavy-weight steel doors

hinge

Technical details

knuckle length	180,0 mm
h x b frame leaf	60,0 x 50,0 mm
knuckle diameter	18,0 mm
material thickness	3,0 mm
h x b door leaf	60,0 x 50,0 mm
pin diameter	12,0 mm

Note

Version in stainless steel with loose pin and grooved buttons to drive in for press fit.

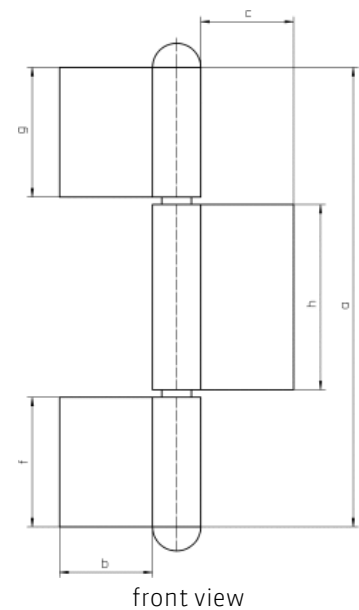

Washers need to be ordered separately.

Combination

accessories	iron washer 12 mm ball bearing 12 mm
-------------	---

Items (DIN reference: DIN right and left hand)

Finish(es)	satin brushed stainless steel
packing unit	pack of 6
item number	5 140915 0 04005



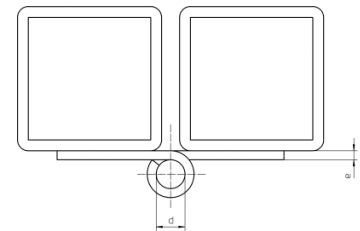
SIMONSWERK

METAL CONSTRUCTIONS

KO 8 ER 180x12x3

weld-on hinge made of stainless steel for steel doors and heavy-weight steel doors

hinge



cross section